

Corrected
LW Poles
Jr. Poles

Listing of Scores by Rodeo

SOUTHEAST LBRA #12

03/20/2024

1st Go

Page 1

(J/P) = Jackpot

Event: JR BOY BREAKAWAY

| Standing | Contestant | | Ev Points | Score | Time | AA Pts | Payout |
|----------|-------------------|-----|-----------|-------|-------|--------|--------|
| 1 | BARRY, TUCKER | (J) | 72.00 | 0.0 | 4.557 | 72.00 | 40.50 |
| 2 | TOWNSEND, BRAXTON | (J) | 62.00 | 0.0 | 5.442 | 62.00 | 24.30 |
| 3 | LEDOUX, WYATT | (J) | 52.00 | 0.0 | 9.288 | 52.00 | 16.20 |
| 0 | MCCLELLAN, REED | (J) | 0.00 | 0.0 | N/T | 0.00 | 0.00 |
| 0 | KETCHERSID, TREY | (J) | 0.00 | 0.0 | N/T | 0.00 | 0.00 |
| 0 | KETCHERSID, WYATT | (J) | 0.00 | 0.0 | N/T | 0.00 | 0.00 |
| 0 | WILLIAMS, GRADY | (J) | 0.00 | 0.0 | N/T | 0.00 | 0.00 |
| 0 | STONE, MASON | (J) | 0.00 | 0.0 | N/T | 0.00 | 0.00 |
| 0 | SPEIGHT, CARSEN | (J) | 0.00 | 0.0 | N/T | 0.00 | 0.00 |

Event: JR BOY FLAG RACING

| Standing | Contestant | | Ev Points | Score | Time | AA Pts | Payout |
|----------|-------------------|-----|-----------|-------|--------|--------|--------|
| 1 | BARRY, TUCKER | (J) | 72.00 | 0.0 | 9.963 | 72.00 | 48.00 |
| 2 | KETCHERSID, TREY | (J) | 62.00 | 0.0 | 10.492 | 62.00 | 36.00 |
| 3 | SPEIGHT, CARSEN | (J) | 52.00 | 0.0 | 11.040 | 52.00 | 24.00 |
| 4 | KETCHERSID, WYATT | (J) | 42.00 | 0.0 | 12.328 | 42.00 | 12.00 |
| 5 | MCCRAY, JASPER | (J) | 32.00 | 0.0 | 13.257 | 32.00 | 0.00 |
| 6 | WILLIAMS, GRADY | (J) | 22.00 | 0.0 | 13.510 | 22.00 | 0.00 |
| 7 | GRANT, DARBY | (J) | 12.00 | 0.0 | 13.644 | 12.00 | 0.00 |
| 8 | GRANT, REID | (J) | 0.00 | 0.0 | 19.766 | 0.00 | 0.00 |
| 0 | LEDOUX, WYATT | (J) | 0.00 | 0.0 | N/T | 0.00 | 0.00 |
| 0 | STONE, MASON | (J) | 0.00 | 0.0 | N/T | 0.00 | 0.00 |

Event: JR BOY GOAT TYING


| Standing | Contestant | | Ev Points | Score | Time | AA Pts | Payout |
|----------|-------------------|-----|-----------|-------|--------|--------|--------|
| 1 | BARRY, TUCKER | (J) | 72.00 | 0.0 | 17.884 | 72.00 | 36.00 |
| 2 | KETCHERSID, TREY | (J) | 62.00 | 0.0 | 17.950 | 62.00 | 27.00 |
| 3 | KETCHERSID, WYATT | (J) | 52.00 | 0.0 | 20.960 | 52.00 | 18.00 |
| 4 | GRANT, REID | (J) | 42.00 | 0.0 | 21.937 | 42.00 | 9.00 |
| 5 | WILLIAMS, GRADY | (J) | 32.00 | 0.0 | 23.017 | 32.00 | 0.00 |
| 6 | GRANT, DARBY | (J) | 22.00 | 0.0 | 24.089 | 22.00 | 0.00 |
| 0 | MCCRAY, JASPER | (J) | 0.00 | 0.0 | N/T | 0.00 | 0.00 |
| 0 | LEDOUX, WYATT | (J) | 0.00 | 0.0 | N/T | 0.00 | 0.00 |
| 0 | STONE, MASON | (J) | 0.00 | 0.0 | N/T | 0.00 | 0.00 |
| 0 | SPEIGHT, CARSEN | (J) | 0.00 | 0.0 | N/T | 0.00 | 0.00 |

Event: JR BOY SADDLE STEER

| Standing | Contestant | | Ev Points | Score | Time | AA Pts | Payout |
|----------|--------------|-----|-----------|-------|-------|--------|--------|
| 1 | GRANT, DARBY | (J) | 71.00 | 45.0 | 0.000 | 71.00 | 9.00 |

Event: JR GIRL BARREL RACING

| Standing | Contestant | | Ev Points | Score | Time | AA Pts | Payout |
|----------|-------------------|-----|-----------|-------|--------|--------|--------|
| 1 | CARTER, DIXIE LEE | (J) | 75.00 | 0.0 | 19.068 | 75.00 | 83.52 |
| 2 | SULLIVAN, TEGHAN | (J) | 65.00 | 0.0 | 19.332 | 65.00 | 69.12 |
| 3 | FUGATE, ELLE | (J) | 55.00 | 0.0 | 19.348 | 55.00 | 54.72 |
| 4 | PHILLIPS, KAYLEE | (J) | 45.00 | 0.0 | 19.358 | 45.00 | 40.32 |
| 5 | AGNER, EMMA | (J) | 35.00 | 0.0 | 19.399 | 35.00 | 25.92 |
| 6 | NOE, MAZIE | (J) | 25.00 | 0.0 | 19.611 | 25.00 | 14.40 |
| 7 | GODWIN, ADDI | (J) | 15.00 | 0.0 | 19.747 | 15.00 | 0.00 |
| 8 | ALBAN, CARSON | (J) | 0.00 | 0.0 | 20.036 | 0.00 | 0.00 |
| 9 | BEACH, MCKENLEE | (J) | 0.00 | 0.0 | 20.204 | 0.00 | 0.00 |



Listing of Scores by Rodeo

SOUTHEAST LBRA #12

03/20/2024

1st Go

Page 2

(J/P) = Jackpot

| | | | | | | | |
|----|--------------------|-----|------|-----|--------|------|------|
| 10 | HICKOK, KAILLIE . | (J) | 0.00 | 0.0 | 20.306 | 0.00 | 0.00 |
| 11 | FULGHUM, HANNA | (J) | 0.00 | 0.0 | 20.343 | 0.00 | 0.00 |
| 12 | FIGUEROA, SKYLAR . | (J) | 0.00 | 0.0 | 20.893 | 0.00 | 0.00 |
| 13 | STEINBACH, JACI | (J) | 0.00 | 0.0 | 22.893 | 0.00 | 0.00 |
| 14 | MASON, BRYLAN | (J) | 0.00 | 0.0 | 23.529 | 0.00 | 0.00 |
| 15 | GLASS, PAISLEY . | (J) | 0.00 | 0.0 | 23.789 | 0.00 | 0.00 |
| 16 | SELPH, RILYN | (J) | 0.00 | 0.0 | 23.829 | 0.00 | 0.00 |
| 17 | MCCOY, ADALYN | (J) | 0.00 | 0.0 | 23.877 | 0.00 | 0.00 |
| 18 | WILLIAMS, PARKER . | (J) | 0.00 | 0.0 | 24.504 | 0.00 | 0.00 |
| 19 | BULLARD, ANDI | (J) | 0.00 | 0.0 | 25.008 | 0.00 | 0.00 |
| 20 | PAFFE, LYDIA | (J) | 0.00 | 0.0 | 25.109 | 0.00 | 0.00 |
| 21 | WARNER, SUMMER | (J) | 0.00 | 0.0 | 27.217 | 0.00 | 0.00 |
| 22 | RHODEN, SAYLOR | (J) | 0.00 | 0.0 | 28.279 | 0.00 | 0.00 |
| 23 | HOORNSTRA, KENZIE | (J) | 0.00 | 0.0 | 34.004 | 0.00 | 0.00 |
| 0 | VOGELE, LINDSEY | (J) | 0.00 | 0.0 | N/T | 0.00 | 0.00 |

Event: JR GIRL BREAKAWAY

| Standing | Contestant | | Ev Points | Score | Time | AA Pts | Payout |
|----------|--------------------|-----|-----------|-------|------|--------|--------|
| 0 | JONES, JAYME | (J) | 0.00 | 0.0 | N/T | 0.00 | 0.00 |
| 0 | MASON, BRYLAN | (J) | 0.00 | 0.0 | N/T | 0.00 | 0.00 |
| 0 | BEACH, MCKENLEE | (J) | 0.00 | 0.0 | N/T | 0.00 | 0.00 |
| 0 | WILLIAMS, PARKER . | (J) | 0.00 | 0.0 | N/T | 0.00 | 0.00 |
| 0 | NOE, MAZIE | (J) | 0.00 | 0.0 | N/T | 0.00 | 0.00 |
| 0 | AGNER, EMMA | (J) | 0.00 | 0.0 | N/T | 0.00 | 0.00 |
| 0 | PHILLIPS, KAYLEE | (J) | 0.00 | 0.0 | N/T | 0.00 | 0.00 |
| 0 | WALKER, REECE | (J) | 0.00 | 0.0 | N/T | 0.00 | 0.00 |

Event: JR GIRL GOAT TYING

| Standing | Contestant | | Ev Points | Score | Time | AA Pts | Payout |
|----------|--------------------|-----|-----------|-------|--------|--------|--------|
| 1 | MASON, BRYLAN | (J) | 74.00 | 0.0 | 11.191 | 74.00 | 41.76 |
| 2 | BEACH, MCKENLEE | (J) | 64.00 | 0.0 | 11.782 | 64.00 | 34.56 |
| 3 | CARTER, DIXIE LEE | (J) | 54.00 | 0.0 | 12.954 | 54.00 | 27.36 |
| 4 | WALKER, REECE | (J) | 44.00 | 0.0 | 13.086 | 44.00 | 20.16 |
| 5 | SELPH, RILYN | (J) | 34.00 | 0.0 | 13.524 | 34.00 | 12.96 |
| 6 | FUGATE, ELLE | (J) | 24.00 | 0.0 | 13.835 | 24.00 | 7.20 |
| 7 | JONES, JAYME | (J) | 14.00 | 0.0 | 14.990 | 14.00 | 0.00 |
| 8 | BULLARD, ANDI | (J) | 0.00 | 0.0 | 15.295 | 0.00 | 0.00 |
| 9 | WILLIAMS, PARKER . | (J) | 0.00 | 0.0 | 17.461 | 0.00 | 0.00 |
| 10 | GODWIN, ADDI | (J) | 0.00 | 0.0 | 18.410 | 0.00 | 0.00 |
| 11 | SULLIVAN, TEGHAN | (J) | 0.00 | 0.0 | 21.566 | 0.00 | 0.00 |
| 12 | RHODEN, SAYLOR | (J) | 0.00 | 0.0 | 23.666 | 0.00 | 0.00 |
| 13 | ALBAN, CARSON | (J) | 0.00 | 0.0 | 33.192 | 0.00 | 0.00 |
| 0 | HICKOK, KAILLIE . | (J) | 0.00 | 0.0 | N/T | 0.00 | 0.00 |
| 0 | FIGUEROA, SKYLAR . | (J) | 0.00 | 0.0 | N/T | 0.00 | 0.00 |
| 0 | VOGELE, LINDSEY | (J) | 0.00 | 0.0 | N/T | 0.00 | 0.00 |

Event: JR GIRL POLE BENDING

| Standing | Contestant | | Ev Points | Score | Time | AA Pts | Payout |
|----------|--------------------|-----|-----------|-------|--------|--------|--------|
| 1 | SULLIVAN, TEGHAN | (J) | 74.00 | 0.0 | 22.035 | 74.00 | 66.12 |
| 2 | MCCOY, ADALYN | (J) | 64.00 | 0.0 | 22.195 | 64.00 | 54.72 |
| 3 | WILLIAMS, PARKER . | (J) | 54.00 | 0.0 | 22.227 | 54.00 | 43.32 |
| 4 | SELPH, RILYN | (J) | 44.00 | 0.0 | 22.642 | 44.00 | 31.92 |
| 5 | VOGELE, LINDSEY | (J) | 34.00 | 0.0 | 22.693 | 34.00 | 20.52 |



Listing of Scores by Rodeo

SOUTHEAST LBRA #12

03/20/2024

1st Go

Page 3

(J/P) = Jackpot

| | | | | | | | |
|----|--------------------|-----|-------|-----|--------|-------|-------|
| 6 | AGNER, EMMA | (J) | 24.00 | 0.0 | 23.490 | 24.00 | 11.40 |
| 7 | GODWIN, ADDI | (J) | 14.00 | 0.0 | 24.162 | 14.00 | 0.00 |
| 8 | WARNER, SUMMER | (J) | 0.00 | 0.0 | 24.534 | 0.00 | 0.00 |
| 9 | PAFFE, LYDIA | (J) | 0.00 | 0.0 | 25.508 | 0.00 | 0.00 |
| 10 | FULGHUM, HANNA | (J) | 0.00 | 0.0 | 27.122 | 0.00 | 0.00 |
| 11 | FIGUEROA, SKYLAR . | (J) | 0.00 | 0.0 | 27.320 | 0.00 | 0.00 |
| 12 | FUGATE, ELLE | (J) | 0.00 | 0.0 | 28.027 | 0.00 | 0.00 |
| 13 | CURL, SADIE | (J) | 0.00 | 0.0 | 28.645 | 0.00 | 0.00 |
| 14 | HICKOK, KAILLIE . | (J) | 0.00 | 0.0 | 34.326 | 0.00 | 0.00 |
| 15 | BULLARD, ANDI | (J) | 0.00 | 0.0 | 44.757 | 0.00 | 0.00 |
| 0 | MASON, BRYLAN | (J) | 0.00 | 0.0 | N/T | 0.00 | 0.00 |
| 0 | CARTER, DIXIE LEE | (J) | 0.00 | 0.0 | N/T | 0.00 | 0.00 |
| 0 | ALBAN, CARSON | (J) | 0.00 | 0.0 | N/T | 0.00 | 0.00 |
| 0 | HOORNSTRA, KENZIE | (J) | 0.00 | 0.0 | N/T | 0.00 | 0.00 |

Event: JR GIRL TRAIL COURSE


| Standing | Contestant | | Ev Points | Score | Time | AA Pts | Payout |
|----------|--------------------|-----|-----------|-------|--------|--------|--------|
| 1 | WILLIAMS, PARKER . | (J) | 72.00 | 0.0 | 27.183 | 72.00 | 57.60 |
| 2 | JONES, JAYME | (J) | 62.00 | 0.0 | 32.988 | 62.00 | 38.40 |
| 0 | FUGATE, ELLE | (J) | 0.00 | 0.0 | N/T | 0.00 | 0.00 |
| 0 | CARTER, DIXIE LEE | (J) | 0.00 | 0.0 | N/T | 0.00 | 0.00 |
| 0 | HICKOK, KAILLIE . | (J) | 0.00 | 0.0 | N/T | 0.00 | 0.00 |
| 0 | FIGUEROA, SKYLAR . | (J) | 0.00 | 0.0 | N/T | 0.00 | 0.00 |
| 0 | RHODEN, SAYLOR | (J) | 0.00 | 0.0 | N/T | 0.00 | 0.00 |
| 0 | SULLIVAN, TEGHAN | (J) | 0.00 | 0.0 | N/T | 0.00 | 0.00 |

Event: JR RIBBON ROPING

| Standing | Contestant | | Ev Points | Score | Time | AA Pts | Payout |
|----------|--------------------|-----|-----------|-------|--------|--------|--------|
| 1 | TOWNSEND, BRAXTON | (J) | 72.00 | 0.0 | 7.240 | 72.00 | 31.50 |
| 2 | BULLARD, ANDI | (J) | 72.00 | 0.0 | 7.240 | 72.00 | 31.50 |
| 3 | SPEIGHT, CARSEN | (J) | 62.00 | 0.0 | 18.559 | 62.00 | 18.90 |
| 4 | GRANT, DARBY | (J) | 62.00 | 0.0 | 18.559 | 62.00 | 18.90 |
| 5 | NOE, MAZIE | (J) | 52.00 | 0.0 | 21.541 | 52.00 | 12.60 |
| 6 | NOE, WYATT | (J) | 52.00 | 0.0 | 21.541 | 52.00 | 12.60 |
| 7 | LEDOUX, WYATT | (J) | 42.00 | 0.0 | 26.608 | 42.00 | 0.00 |
| 8 | FIGUEROA, SKYLAR . | (J) | 42.00 | 0.0 | 26.608 | 42.00 | 0.00 |
| 0 | BARRY, TUCKER | (J) | 0.00 | 0.0 | N/T | 0.00 | 0.00 |
| 0 | KETCHERSID, TREY | (J) | 0.00 | 0.0 | N/T | 0.00 | 0.00 |
| 0 | STONE, MASON | (J) | 0.00 | 0.0 | N/T | 0.00 | 0.00 |
| 0 | HICKOK, KAILLIE . | (J) | 0.00 | 0.0 | N/T | 0.00 | 0.00 |
| 0 | KETCHERSID, WYATT | (J) | 0.00 | 0.0 | N/T | 0.00 | 0.00 |
| 0 | RHODEN, SAYLOR | (J) | 0.00 | 0.0 | N/T | 0.00 | 0.00 |

Event: JR TEAM ROPING

| Standing | Contestant | | Ev Points | Score | Time | AA Pts | Payout |
|----------|-------------------|-----|-----------|-------|------|--------|--------|
| 0 | BARRY, TUCKER | (J) | 0.00 | 0.0 | N/T | 0.00 | 0.00 |
| 0 | KETCHERSID, TREY | (J) | 0.00 | 0.0 | N/T | 0.00 | 0.00 |
| 0 | LEDOUX, WYATT | (J) | 0.00 | 0.0 | N/T | 0.00 | 0.00 |
| 0 | SPEIGHT, CARSEN | (J) | 0.00 | 0.0 | N/T | 0.00 | 0.00 |
| 0 | KETCHERSID, WYATT | (J) | 0.00 | 0.0 | N/T | 0.00 | 0.00 |
| 0 | TOWNSEND, BRAXTON | (J) | 0.00 | 0.0 | N/T | 0.00 | 0.00 |



Listing of Scores by Rodeo

SOUTHEAST LBRA #12

03/20/2024

1st Go

Page 4

(J/P) = Jackpot

Event: LW BARREL RACING

| Standing | Contestant | | Ev Points | Score | Time | AA Pts | Payout |
|----------|-------------------|-----|-----------|-------|--------|--------|--------|
| 1 | SELPH, BROOKLYN | (J) | 73.00 | 0.0 | 20.136 | 73.00 | 53.04 |
| 2 | PARIS, KAI RAY | (J) | 63.00 | 0.0 | 21.087 | 63.00 | 42.12 |
| 3 | MILLIGAN, RILEIGH | (J) | 53.00 | 0.0 | 21.129 | 53.00 | 31.20 |
| 4 | BARNES, JOSIE | (J) | 43.00 | 0.0 | 21.691 | 43.00 | 20.28 |
| 5 | PRICE, ANSLEE | (J) | 33.00 | 0.0 | 21.893 | 33.00 | 9.36 |
| 6 | SELPH, LAYLA | (J) | 23.00 | 0.0 | 23.251 | 23.00 | 0.00 |
| 7 | RICHARDS, SHELBY | (J) | 13.00 | 0.0 | 24.243 | 13.00 | 0.00 |
| 8 | SELPH, LEXIE | (J) | 0.00 | 0.0 | 24.799 | 0.00 | 0.00 |
| 9 | RICHARDS, EMMA . | (J) | 0.00 | 0.0 | 26.118 | 0.00 | 0.00 |
| 10 | GUNN, HAYLEIGH | (J) | 0.00 | 0.0 | 26.265 | 0.00 | 0.00 |
| 11 | MILLER, ASHLYNN | (J) | 0.00 | 0.0 | 27.250 | 0.00 | 0.00 |
| 12 | GUNN, BRYNLEIGH | (J) | 0.00 | 0.0 | 27.559 | 0.00 | 0.00 |
| 13 | HATHCOCK, AMELIA | (J) | 0.00 | 0.0 | 29.575 | 0.00 | 0.00 |

Event: LW FLAG RACING


| Standing | Contestant | | Ev Points | Score | Time | AA Pts | Payout |
|----------|--------------------|-----|-----------|-------|--------|--------|--------|
| 1 | PARIS, KAI RAY | (J) | 72.00 | 0.0 | 12.114 | 72.00 | 42.00 |
| 2 | MILLIGAN, RILEIGH | (J) | 62.00 | 0.0 | 13.994 | 62.00 | 25.20 |
| 3 | SPEIGHT, CASHTEN . | (J) | 52.00 | 0.0 | 22.442 | 52.00 | 16.80 |
| 0 | RICHARDS, EMMA . | (J) | 0.00 | 0.0 | N/T | 0.00 | 0.00 |
| 0 | RICHARDS, SHELBY | (J) | 0.00 | 0.0 | N/T | 0.00 | 0.00 |
| 0 | BARNES, JOSIE | (J) | 0.00 | 0.0 | N/T | 0.00 | 0.00 |
| 0 | PRICE, ANSLEE | (J) | 0.00 | 0.0 | N/T | 0.00 | 0.00 |

Event: LW GOAT UNTYING

| Standing | Contestant | | Ev Points | Score | Time | AA Pts | Payout |
|----------|--------------------|-----|-----------|-------|--------|--------|--------|
| 1 | SELPH, LEXIE | (J) | 73.00 | 0.0 | 11.011 | 73.00 | 42.84 |
| 2 | SELPH, BROOKLYN | (J) | 63.00 | 0.0 | 11.509 | 63.00 | 34.02 |
| 3 | MILLIGAN, RILEIGH | (J) | 53.00 | 0.0 | 11.744 | 53.00 | 25.20 |
| 4 | RICHARDS, SHELBY | (J) | 43.00 | 0.0 | 12.206 | 43.00 | 16.38 |
| 5 | PRICE, ANSLEE | (J) | 33.00 | 0.0 | 12.379 | 33.00 | 7.56 |
| 6 | PARIS, KAI RAY | (J) | 23.00 | 0.0 | 12.655 | 23.00 | 0.00 |
| 7 | GUNN, BRYNLEIGH | (J) | 13.00 | 0.0 | 12.823 | 13.00 | 0.00 |
| 8 | BEACH, KASTON | (J) | 0.00 | 0.0 | 13.875 | 0.00 | 0.00 |
| 9 | GUNN, HAYLEIGH | (J) | 0.00 | 0.0 | 14.096 | 0.00 | 0.00 |
| 10 | SELPH, LAYLA | (J) | 0.00 | 0.0 | 14.468 | 0.00 | 0.00 |
| 11 | SPEIGHT, CASHTEN . | (J) | 0.00 | 0.0 | 14.957 | 0.00 | 0.00 |
| 12 | HATHCOCK, AMELIA | (J) | 0.00 | 0.0 | 17.274 | 0.00 | 0.00 |
| 13 | BARNES, JOSIE | (J) | 0.00 | 0.0 | 17.997 | 0.00 | 0.00 |
| 14 | RICHARDS, EMMA . | (J) | 0.00 | 0.0 | 24.424 | 0.00 | 0.00 |

Event: LW POLE BENDING

| Standing | Contestant | | Ev Points | Score | Time | AA Pts | Payout |
|----------|--------------------|-----|-----------|-------|--------|--------|--------|
| 1 | SELPH, BROOKLYN | (J) | 73.00 | 0.0 | 24.184 | 73.00 | 53.04 |
| 2 | RICHARDS, SHELBY | (J) | 63.00 | 0.0 | 25.436 | 63.00 | 42.12 |
| 3 | SELPH, LEXIE | (J) | 53.00 | 0.0 | 27.124 | 53.00 | 31.20 |
| 4 | SELPH, LAYLA | (J) | 43.00 | 0.0 | 28.820 | 43.00 | 20.28 |
| 5 | PARIS, KAI RAY | (J) | 33.00 | 0.0 | 30.557 | 33.00 | 9.36 |
| 6 | MILLIGAN, RILEIGH | (J) | 23.00 | 0.0 | 31.322 | 23.00 | 0.00 |
| 7 | SPEIGHT, CASHTEN . | (J) | 13.00 | 0.0 | 37.966 | 13.00 | 0.00 |



Listing of Scores by Rodeo

SOUTHEAST LBRA #12

03/20/2024

1st Go

Page 5

(J/P) = Jackpot

| | | | | | | | |
|---|------------------|-----|------|-----|--------|------|------|
| 8 | HATHCOCK, AMELIA | (J) | 0.00 | 0.0 | 42.061 | 0.00 | 0.00 |
| 9 | RICHARDS, EMMA . | (J) | 0.00 | 0.0 | 44.066 | 0.00 | 0.00 |
| 0 | BARNES, JOSIE | (J) | 0.00 | 0.0 | N/T | 0.00 | 0.00 |
| 0 | GUNN, BRYNLEIGH | (J) | 0.00 | 0.0 | N/T | 0.00 | 0.00 |
| 0 | GUNN, HAYLEIGH | (J) | 0.00 | 0.0 | N/T | 0.00 | 0.00 |
| 0 | PRICE, ANSLEE | (J) | 0.00 | 0.0 | N/T | 0.00 | 0.00 |

Event: SR BOY BULLRIDING

| Standing | Contestant | | Ev Points | Score | Time | AA Pts | Payout |
|----------|------------|-----|-----------|-------|-------|--------|--------|
| 0 | CARTER, TY | (J) | 0.00 | 0.0 | 0.000 | 0.00 | 0.00 |
| 0 | REWIS, TY | (J) | 0.00 | 0.0 | 0.000 | 0.00 | 0.00 |

Event: SR BOY TIEDOWN


| Standing | Contestant | | Ev Points | Score | Time | AA Pts | Payout |
|----------|-------------------|-----|-----------|-------|--------|--------|--------|
| 1 | HOORNSTRA, LANDON | (J) | 71.00 | 0.0 | 12.442 | 71.00 | 27.00 |
| 2 | SPEIGHT, CADEN | (J) | 61.00 | 0.0 | 22.659 | 61.00 | 18.00 |
| 0 | BARRY, TREVIN | (J) | 0.00 | 0.0 | N/T | 0.00 | 0.00 |
| 0 | CARTER, TY | (J) | 0.00 | 0.0 | N/T | 0.00 | 0.00 |
| 0 | DOUGLAS, TUCKER | (J) | 0.00 | 0.0 | N/T | 0.00 | 0.00 |

Event: SR GIRL BARREL RACING

| Standing | Contestant | | Ev Points | Score | Time | AA Pts | Payout |
|----------|--------------------|-----|-----------|-------|--------|--------|--------|
| 1 | OLIVERIO, NATALIE | (J) | 76.00 | 0.0 | 18.546 | 76.00 | 93.96 |
| 2 | WALKER, ADDISON | (J) | 66.00 | 0.0 | 18.564 | 66.00 | 77.76 |
| 3 | JENKINS, SHANLEY | (J) | 56.00 | 0.0 | 18.702 | 56.00 | 61.56 |
| 4 | MELANCON, HARLEIGH | (J) | 46.00 | 0.0 | 18.729 | 46.00 | 45.36 |
| 5 | GOLDIE, BROOKE | (J) | 36.00 | 0.0 | 18.745 | 36.00 | 29.16 |
| 6 | NORRIS, ALLISON | (J) | 26.00 | 0.0 | 19.073 | 26.00 | 16.20 |
| 7 | SOLOWSKI, REESE | (J) | 16.00 | 0.0 | 19.264 | 16.00 | 0.00 |
| 8 | AGNER, CADIE | (J) | 0.00 | 0.0 | 19.293 | 0.00 | 0.00 |
| 9 | ODOM, KYLIE . | (J) | 0.00 | 0.0 | 19.378 | 0.00 | 0.00 |
| 10 | RICHARDS, JENNA | (J) | 0.00 | 0.0 | 19.455 | 0.00 | 0.00 |
| 11 | BULLARD, HAILEY | (J) | 0.00 | 0.0 | 19.467 | 0.00 | 0.00 |
| 12 | TAYLOR, CLAIRE | (J) | 0.00 | 0.0 | 19.525 | 0.00 | 0.00 |
| 13 | FAULK, SYDNI | (J) | 0.00 | 0.0 | 19.685 | 0.00 | 0.00 |
| 14 | DAVIS, CAYDEN | (J) | 0.00 | 0.0 | 19.713 | 0.00 | 0.00 |
| 15 | SUMNER, MADISON | (J) | 0.00 | 0.0 | 20.204 | 0.00 | 0.00 |
| 16 | VANNOSTRAND, IZZY | (J) | 0.00 | 0.0 | 20.344 | 0.00 | 0.00 |
| 17 | RHODEN, RYLEIGH . | (J) | 0.00 | 0.0 | 21.402 | 0.00 | 0.00 |
| 18 | ALLEN, LAUREL | (J) | 0.00 | 0.0 | 21.505 | 0.00 | 0.00 |
| 19 | STEINBACH, KYLIE | (J) | 0.00 | 0.0 | 21.511 | 0.00 | 0.00 |
| 20 | CRUCE, AYL A | (J) | 0.00 | 0.0 | 23.284 | 0.00 | 0.00 |
| 21 | CURL, SARAH | (J) | 0.00 | 0.0 | 23.872 | 0.00 | 0.00 |
| 22 | ROPER, BRENTLEE | (J) | 0.00 | 0.0 | 25.438 | 0.00 | 0.00 |
| 23 | WETHERINGTON, ZOEY | (J) | 0.00 | 0.0 | 27.097 | 0.00 | 0.00 |
| 0 | TRAHAN, EMMA | (J) | 0.00 | 0.0 | N/T | 0.00 | 0.00 |
| 0 | OMANS, BRAILYNN | (J) | 0.00 | 0.0 | N/T | 0.00 | 0.00 |
| 0 | BOYD, RYLEIGH | (J) | 0.00 | 0.0 | N/T | 0.00 | 0.00 |
| 0 | POSEY, LAINEY | (J) | 0.00 | 0.0 | N/T | 0.00 | 0.00 |

Event: SR GIRL BREAKAWAY

| Standing | Contestant | | Ev Points | Score | Time | AA Pts | Payout |
|----------|---------------|-----|-----------|-------|-------|--------|--------|
| 1 | POSEY, LAINEY | (J) | 73.00 | 0.0 | 3.029 | 73.00 | 39.60 |



Listing of Scores by Rodeo

SOUTHEAST LBRA #12

03/20/2024

1st Go

Page 6

(J/P) = Jackpot

| | | | | | | | |
|---|-------------------|-----|-------|-----|--------|-------|-------|
| 2 | JONES, JORDYN | (J) | 63.00 | 0.0 | 3.128 | 63.00 | 29.70 |
| 3 | JENKINS, SHANLEY | (J) | 53.00 | 0.0 | 3.377 | 53.00 | 19.80 |
| 4 | BOYD, RYLEIGH | (J) | 43.00 | 0.0 | 5.646 | 43.00 | 9.90 |
| 5 | DAVIS, CAYDEN | (J) | 33.00 | 0.0 | 15.565 | 33.00 | 0.00 |
| 0 | BULLARD, HAILEY | (J) | 0.00 | 0.0 | N/T | 0.00 | 0.00 |
| 0 | SOLOWSKI, REESE | (J) | 0.00 | 0.0 | N/T | 0.00 | 0.00 |
| 0 | BRANNEN, LAURALAI | (J) | 0.00 | 0.0 | N/T | 0.00 | 0.00 |
| 0 | KINNEMAN, ABBEY | (J) | 0.00 | 0.0 | N/T | 0.00 | 0.00 |
| 0 | CORONA, SOPHIA | (J) | 0.00 | 0.0 | N/T | 0.00 | 0.00 |
| 0 | CURL, SARAH | (J) | 0.00 | 0.0 | N/T | 0.00 | 0.00 |

Event: SR GIRL GOAT TYING


| Standing | Contestant | | Ev Points | Score | Time | AA Pts | Payout |
|----------|-------------------|-----|-----------|-------|--------|--------|--------|
| 1 | JENKINS, SHANLEY | (J) | 72.00 | 0.0 | 9.259 | 72.00 | 36.00 |
| 2 | CURL, SARAH | (J) | 62.00 | 0.0 | 11.153 | 62.00 | 27.00 |
| 3 | AGNER, CADIE | (J) | 52.00 | 0.0 | 12.220 | 52.00 | 18.00 |
| 4 | SOLOWSKI, REESE | (J) | 42.00 | 0.0 | 14.819 | 42.00 | 9.00 |
| 5 | ODOM, KYLIE . | (J) | 32.00 | 0.0 | 18.887 | 32.00 | 0.00 |
| 0 | TRAHAN, EMMA | (J) | 0.00 | 0.0 | N/T | 0.00 | 0.00 |
| 0 | BRANNEN, LAURALAI | (J) | 0.00 | 0.0 | N/T | 0.00 | 0.00 |
| 0 | ROPER, BRENTLEE | (J) | 0.00 | 0.0 | N/T | 0.00 | 0.00 |
| 0 | SHEA, LEXI | (J) | 0.00 | 0.0 | N/T | 0.00 | 0.00 |
| 0 | NOLES, SADIE . | (J) | 0.00 | 0.0 | N/T | 0.00 | 0.00 |

Event: SR GIRL POLE BENDING

| Standing | Contestant | | Ev Points | Score | Time | AA Pts | Payout |
|----------|--------------------|-----|-----------|-------|--------|--------|--------|
| 1 | BULLARD, HAILEY | (J) | 74.00 | 0.0 | 22.496 | 74.00 | 69.60 |
| 2 | ODOM, KYLIE . | (J) | 64.00 | 0.0 | 22.779 | 64.00 | 57.60 |
| 3 | TRAHAN, EMMA | (J) | 54.00 | 0.0 | 22.842 | 54.00 | 45.60 |
| 4 | SOLOWSKI, REESE | (J) | 44.00 | 0.0 | 22.853 | 44.00 | 33.60 |
| 5 | BILES, JULIE GRACE | (J) | 34.00 | 0.0 | 22.893 | 34.00 | 21.60 |
| 6 | SUMNER, MADISON | (J) | 24.00 | 0.0 | 23.013 | 24.00 | 12.00 |
| 7 | FAULK, SYDNI | (J) | 14.00 | 0.0 | 23.613 | 14.00 | 0.00 |
| 8 | DAVIS, CAYDEN | (J) | 0.00 | 0.0 | 24.007 | 0.00 | 0.00 |
| 9 | NORRIS, ALLISON | (J) | 0.00 | 0.0 | 24.306 | 0.00 | 0.00 |
| 10 | GOLDIE, BROOKE | (J) | 0.00 | 0.0 | 24.879 | 0.00 | 0.00 |
| 11 | CRUCE, AYL A | (J) | 0.00 | 0.0 | 26.863 | 0.00 | 0.00 |
| 12 | OLIVERIO, NATALIE | (J) | 0.00 | 0.0 | 26.986 | 0.00 | 0.00 |
| 13 | TAYLOR, CLAIRE | (J) | 0.00 | 0.0 | 27.673 | 0.00 | 0.00 |
| 14 | POSEY, LAINEY | (J) | 0.00 | 0.0 | 32.754 | 0.00 | 0.00 |
| 15 | RHODEN, RYLEIGH . | (J) | 0.00 | 0.0 | 33.078 | 0.00 | 0.00 |
| 0 | MELANCON, HARLEIGH | (J) | 0.00 | 0.0 | N/T | 0.00 | 0.00 |
| 0 | OMANS, BRAILYNN | (J) | 0.00 | 0.0 | N/T | 0.00 | 0.00 |
| 0 | VANNOSTRAND, IZZY | (J) | 0.00 | 0.0 | N/T | 0.00 | 0.00 |
| 0 | ALLEN, LAUREL | (J) | 0.00 | 0.0 | N/T | 0.00 | 0.00 |
| 0 | BOYD, RYLEIGH | (J) | 0.00 | 0.0 | N/T | 0.00 | 0.00 |

Event: SR GIRL TRAIL COURSE

| Standing | Contestant | | Ev Points | Score | Time | AA Pts | Payout |
|----------|-------------------|-----|-----------|-------|--------|--------|--------|
| 1 | CRUCE, AYL A | (J) | 72.00 | 0.0 | 26.901 | 72.00 | 48.00 |
| 2 | RHODEN, RYLEIGH . | (J) | 62.00 | 0.0 | 45.085 | 62.00 | 28.80 |
| 3 | JONES, JORDYN | (J) | 52.00 | 0.0 | 46.800 | 52.00 | 19.20 |
| 4 | DAVIS, CAYDEN | (J) | 42.00 | 0.0 | 63.745 | 42.00 | 0.00 |



Listing of Scores by Rodeo

SOUTHEAST LBRA #12

03/20/2024

1st Go

Page 7

(J/P) = Jackpot

| | | | | | | | |
|---|-----------------|-----|------|-----|-----|------|------|
| 0 | RHODEN, KYLIE | (J) | 0.00 | 0.0 | N/T | 0.00 | 0.00 |
| 0 | RICHARDS, JENNA | (J) | 0.00 | 0.0 | N/T | 0.00 | 0.00 |
| 0 | SOLOWSKI, REESE | (J) | 0.00 | 0.0 | N/T | 0.00 | 0.00 |
| 0 | ROPER, BRENTLEE | (J) | 0.00 | 0.0 | N/T | 0.00 | 0.00 |

Event: SR RIBBON ROPING

| Standing | Contestant | | Ev Points | Score | Time | AA Pts | Payout |
|----------|------------------|-----|-----------|-------|--------|--------|--------|
| 1 | WOODWARD, LAWSON | (J) | 72.00 | 0.0 | 14.015 | 72.00 | 32.40 |
| 2 | JENKINS, SHANLEY | (J) | 72.00 | 0.0 | 14.015 | 72.00 | 32.40 |
| 3 | BARRY, TREVIN | (J) | 62.00 | 0.0 | 22.375 | 62.00 | 21.60 |
| 4 | TRAHAN, EMMA | (J) | 62.00 | 0.0 | 22.375 | 62.00 | 21.60 |
| 0 | CARTER, TY | (J) | 0.00 | 0.0 | N/T | 0.00 | 0.00 |
| 0 | GRANT, ARRI | (J) | 0.00 | 0.0 | N/T | 0.00 | 0.00 |
| 0 | RHODEN, RYLEIGH | (J) | 0.00 | 0.0 | N/T | 0.00 | 0.00 |
| 0 | SPEIGHT, CADEN | (J) | 0.00 | 0.0 | N/T | 0.00 | 0.00 |
| 0 | WALKER, ADDISON | (J) | 0.00 | 0.0 | N/T | 0.00 | 0.00 |
| 0 | SOLOWSKI, REESE | (J) | 0.00 | 0.0 | N/T | 0.00 | 0.00 |
| 0 | GOLDIE, BROOKE | (J) | 0.00 | 0.0 | N/T | 0.00 | 0.00 |
| 0 | ROPER, BRENTLEE | (J) | 0.00 | 0.0 | N/T | 0.00 | 0.00 |

Event: SR TEAM ROPING

| Standing | Contestant | | Ev Points | Score | Time | AA Pts | Payout |
|----------|------------------|-----|-----------|-------|------|--------|--------|
| 0 | BARRY, TREVIN | (J) | 0.00 | 0.0 | N/T | 0.00 | 0.00 |
| 0 | JENKINS, SHANLEY | (J) | 0.00 | 0.0 | N/T | 0.00 | 0.00 |
| 0 | SPEIGHT, CADEN | (J) | 0.00 | 0.0 | N/T | 0.00 | 0.00 |
| 0 | CARTER, TY | (J) | 0.00 | 0.0 | N/T | 0.00 | 0.00 |
| 0 | WOODWARD, LAWSON | (J) | 0.00 | 0.0 | N/T | 0.00 | 0.00 |
| 0 | GRANT, ARRI | (J) | 0.00 | 0.0 | N/T | 0.00 | 0.00 |